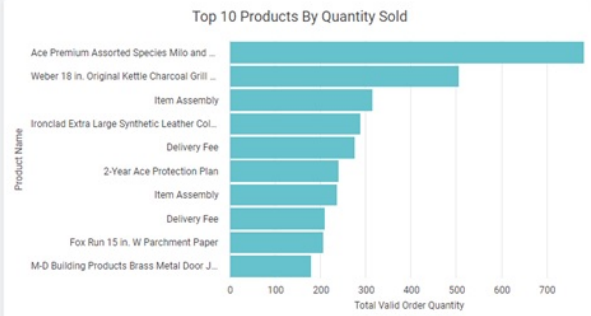
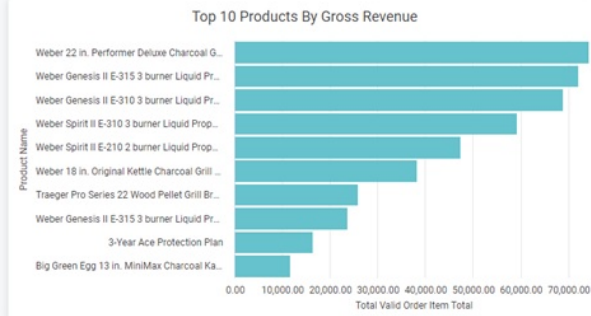


Product Dashboard

The Product dashboard displays how individual products are performing. This can be viewed under the product topic at **Kibo Standard Reports > Product > Product Dashboard** in the navigation menu.

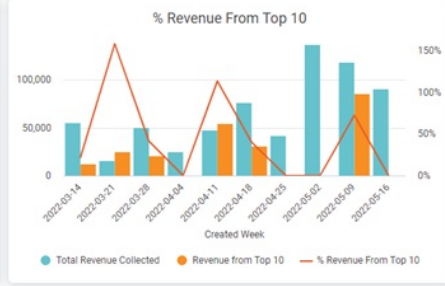
Product Dashboard

Site Order Item Created Date Billing Country Billing State Category



Product Rank by Gross Revenue

Current Rank	Last Month Rank	Movement	Product Name	Revenue	Revenue
1	13	▲ 12	Weber Genesis II E-310 3 burner Liquid Propane Grill Black	\$65,410.29	\$3,471.68
2	8	▲ 6	Weber Genesis II E-315 3 burner Liquid Propane Grill Black	\$64,819.01	\$7,304.60
3	5	▲ 2	Weber Spirit II E-310 3 burner Liquid Propane Grill Black	\$43,472.67	\$10,642.09
4	7	▲ 3	Weber Spirit II E-210 2 burner Liquid Propane Grill Black	\$36,951.08	\$8,608.44
5	1	▼ 4	Weber 22 in. Performer Deluxe Charcoal Grill Crimson	\$27,557.00	\$31,426.81
6	34	▲ 28	3-Year Ace Protection Plan	\$15,567.75	\$825.46
7	6	▼ 1	Weber Genesis II E-315 3 burner Liquid Propane Grill	\$14,535.87	\$9,075.76



Product Rank by Quantity Sold

Current Rank	Last Month Rank	Movement	Product Name	Quantity Sold	Quantity Sold
1	2	▲ 1	Weber 18 in. Original Kettle Charcoal Grill Black	170	182
2	19	▲ 17	2-Year Ace Protection Plan	152	37
3	0	0	Best Way Tools Spanner Spanner #10 S X 1 in. L Screwdriver Bit Carbon Steel 1 pc	89	0
4	31	▲ 27	Weber Spirit II E-210 2 burner Liquid Propane Grill Black	82	19
5	7	▲ 2	Item Assembly	79	126
6	21	▲ 15	Ace Premium Assorted Species Milo and Corn Wild Bird Food 20 lb	78	27
6	31	▲ 25	Weber Spirit II E-310 3 burner Liquid Propane Grill Black	78	19



Products With Highest Abandonment Rate

Product Name	Number of abandoned carts	Abandonment Rate	Abandoned Revenue
Weber 18 in. Original Kettle Charcoal Grill Black	15	37.50%	\$3,240.69

Product Performance

Created Week	Product Name	Order Status	Total Valid Order Quantity	Order Item Count	Total Valid Order Item Total	Average Order Value
2022-05-16	Weber Genesis II E-310 3 burner ...	Accepted	1	1	\$867.92	\$1,074.29
2022-05-16	Weber 22 in. Original Kettle Char...	Completed	2	2	\$376.26	\$209.63
2022-05-16	Kaytee Honey Seed Wild Bird See...	Accepted	5	5	\$25.77	\$5.15
2022-05-16	3-Year Ace Protection Plan	Completed	26	18	\$1,934.41	\$813.87
2022-05-16	Weber Genesis II E-315 3 burner ...	Completed	8	8	\$7,158.10	\$1,188.05
2022-05-16	Ace Premium Assorted Species ...	Accepted	3	1	\$32.43	\$32.43
2022-05-16	Kaytee Ultra Wild Finch Songbird...	Accepted	4	1	\$60.16	\$60.16
2022-05-16	Delivery Fee	Completed	22	22	\$64.50	\$817.50
2022-05-16	3-Year Ace Protection Plan	Errored	0	1	\$0.00	0
2022-05-16	Ace 4 in. W High-Carbon Steel Fl...	Completed	1	1	\$10.79	\$10.79
2022-05-16	Item Assembly	Completed	17	17	\$177.11	\$397.60
2022-05-16	Weber 22 in. Original Kettle Char...	Completed	1	1	\$188.13	\$198.88
2022-05-16	Kaytee Squirrel Treat Ball Carri...	Accepted	1	1	\$5.36	\$5.36

The supported filters that can be applied to this dashboard are:

Name	Description	Default
Site	Restrict results to one or more of your sites.	All
Order Item Created Date	Limit results to only order items created within this time range.	Past ten weeks
Billing Country	The country provided in the billing address of the order.	All
Billing State/Province	The state or province provided in the billing address of the order.	All

The measures that are calculated by this dashboard are:

Name	Description
Order Item Total Collected	The sum of all order item totals net of taxes, shipping, and discounts; and where the order status is not abandoned or cancelled.
Total Quantity Sold	Sum of the quantity for each order item where the associated order is not in abandoned or cancelled status.
Order Item Count	A simple count of order items.
Abandonment Rate	The percentage of carts that expire before an order is created.

The tiles that make up this dashboard are:

Name	Description
Top Ten Products By Gross Revenue	The ten products with the highest sum of order item totals for all orders where order status is not abandoned, cancelled, or pending.
Top Ten Products By Quantity Sold	The ten products with the highest total quantity sold where order status is not abandoned, cancelled, or pending.
Product Rank By Gross Revenue	A list of products sorted in descending order by the sum of order item totals for the current month. Includes the current month rank and revenue, the previous month rank and revenue, and the change in rank.

Name	Description
Percentage Of Revenue From Top Ten	The sum of the order item totals for the ten products in the Top Ten Products Gross Revenue report shown as a percentage of the gross revenue for all products where order status is not abandoned, cancelled, or pending.
Product Rank By Quantity Sold	A list of products sorted in descending order by total quantity sold for the current month. Includes the current month rank and quantity sold, the previous month rank and quantity sold, and the change in rank.
Percentage Of Product Quantity From Top Ten	The total quantity sold for the ten products in the Top Ten Products By Quantity Sold report shown as a percentage of the total quantity sold for all products where order status is not abandoned, cancelled, or pending.
Product Performance	Table displaying product performance metrics calculated for all orders where order status is not abandoned, cancelled, or pending grouped by created date, product name, and order status.
Products With Highest Abandonment Rate	Table displaying the count of abandoned carts, abandonment rate, and abandoned revenue for the products with the highest abandonment rate.