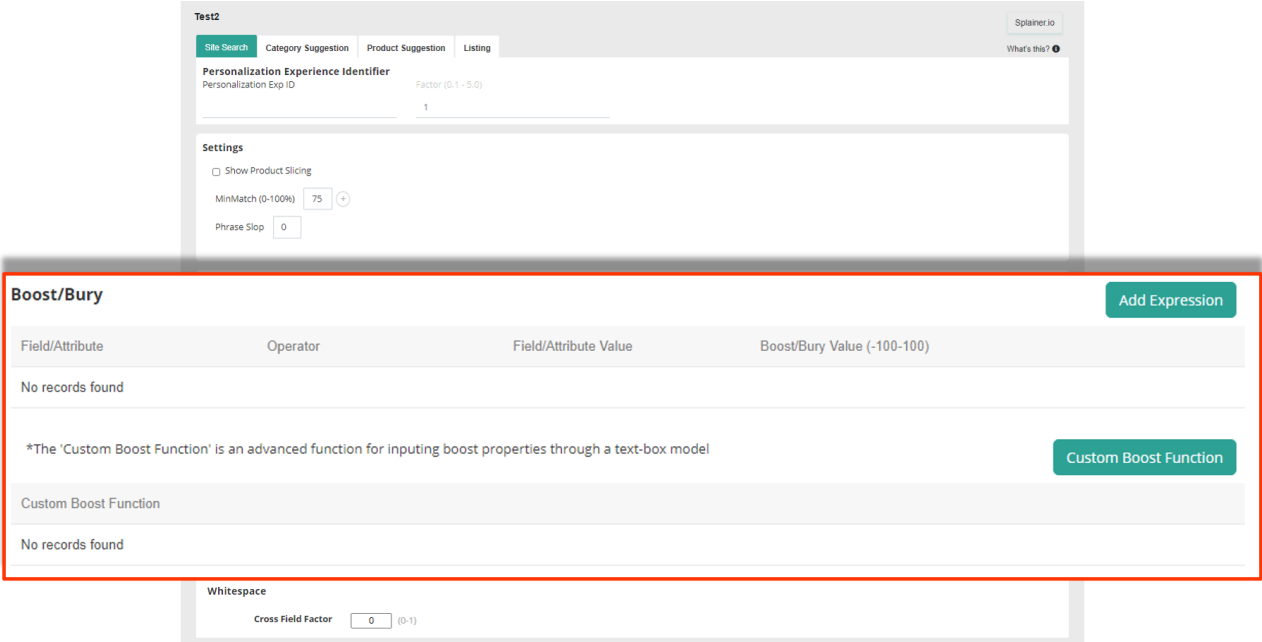
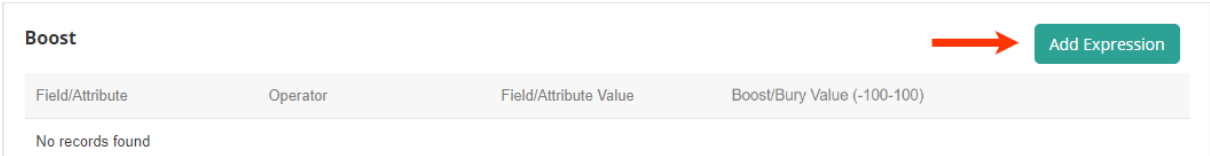


Boost and Bury

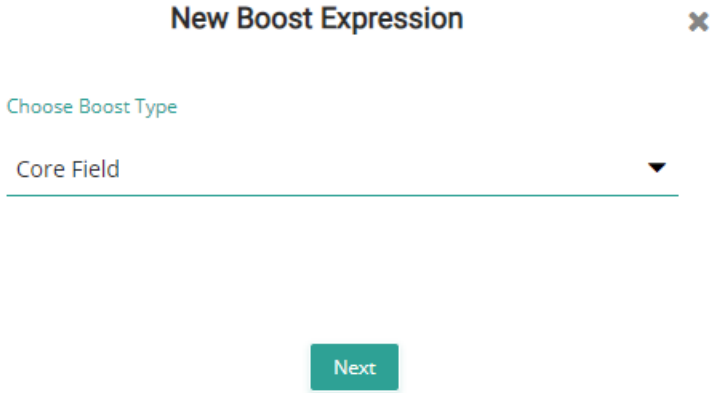
You may Boost or Bury any field entry that was created in the Schema Editor. This allows the ranking of certain products relative to others within the search results to be manually changed. The allowable boost/bury value is -100 to 100. Any value of 0 or higher is a boost, while a negative number is a bury.



1. To add a new entry, click **Add Expression**.



2. Choose the Boost Type (Core Field or Custom Attribute) from the drop-down menu and then click **Next**.



3. Select the Field Name, Operator, Field Value, and Boost Value. Click **Done**.

New Boost Expression



Core Field Boost

Choose Core Field Name

ShortDescription

Choose Operator

==

Choose Field Value

red

Choose Boost/Bury Value (-100-100)

5

Cancel

Done

- To add a more complex boost, click **Custom Boost Function** and enter the full expression into the text field before clicking **Done**.

*The 'Custom Boost Function' is an advanced function for inputting boost properties through a text-box model

Custom Boost Function

Custom Boost Function

No records found

Custom Boost Function



Add Custom Boost Function

Enter custom boost here..

+ Add Another Custom Boost Function

Cancel

Done